


Free Conference Call

1. Create a free account: freeconferencecall.com
2. Log in with your user name and password
3. Account Dashboard will show your dial-in number, access code, online meeting ID and Host Pin

Account Dashboard

Account Information

Edit

 **Dial-in number** [?](#) **(425) 436-6200**
[Buy toll-free](#) [View list of international dial-in numbers](#)

Access code [?](#) **895100**
[Eliminate Access Codes with One Number](#)






Online meeting ID [?](#) **avan9**

Host PIN [?](#) **9184**

Playback number [?](#) [View Playback Numbers](#)

[Change Photo](#)

Quick actions


-  Host Meeting
-  Join Meeting
-  Invite
-  History & Recordings
-  Settings

[Learn More About One Number, Our Most Popular Add-On](#)

4. Option 1: Share the dial-in number and access code to participants by using copy & paste
5. Option 2: Click Host Meeting on the right side panel



Audio Information

Dial-in number: [?](#)  (425) 436-6200


Access code: [?](#) 895100 PIN

Online meeting ID: [?](#) avan9

International dial-in numbers: [?](#) [View list](#)

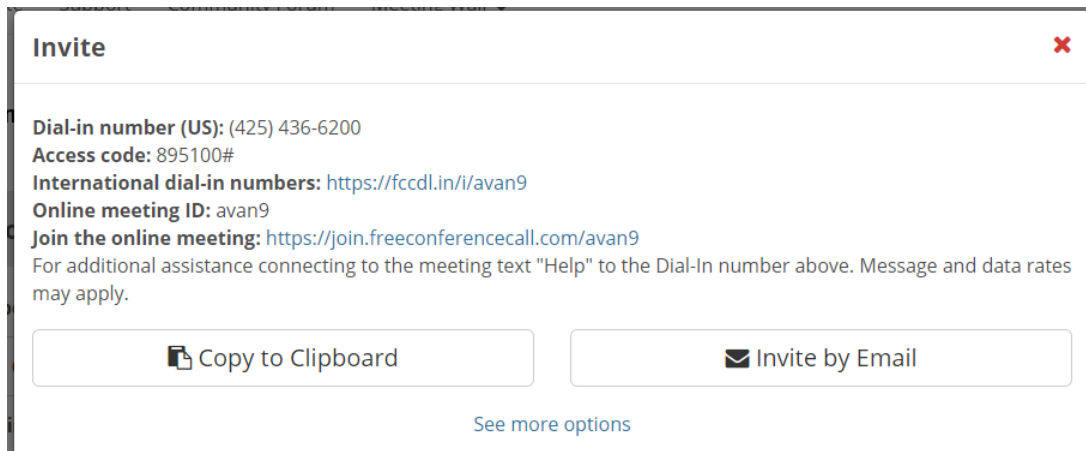
Host Information

Edit

 **FreeConferenceCall.com**
P.O. Box 41069
Long Beach, CA 90853
tel: (844) 844-1322
support@freeconferencecall.com

FreeConferenceCall is an online meeting service designed for screen sharing, web conferencing, product demonstrations, webinars and more.

6. Click on Invite button to email dial-in information to participants



Launch Free Conference Call

1. Join by phone using the dial-in number
 - a. Enter the access code as prompted
 - b. If you are the host, enter in host ID.
2. Join the meeting online by clicking on the link provided in the invitation (see image in step #6)
 - a. You may need to download the Free Conference Call application if prompted.
 - b. Follow the pop-up prompt to join the meeting or enter as the host.